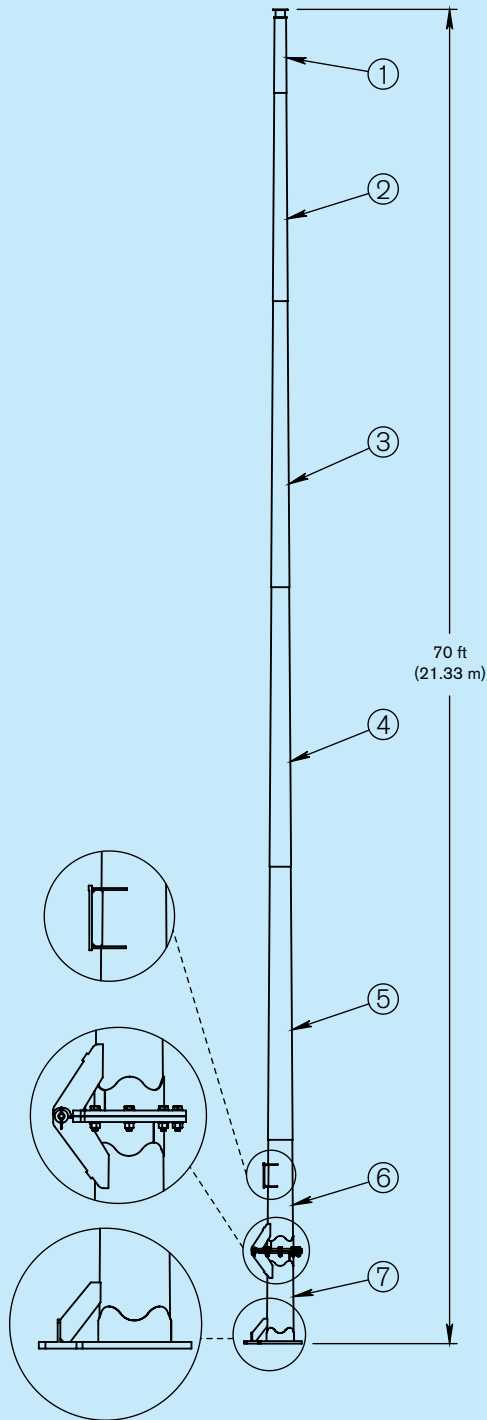


Side View



SKYSTREAM™

70-23 (70 ft/21.33 m) Tilt-Up Segmented Monopole Tower

The tallest monopole tower offered, the 70 ft tower ships in nested segments for easier shipping. Utilizes a removable mechanical lift for easy installation. The most elegant and affordable installation at this height.

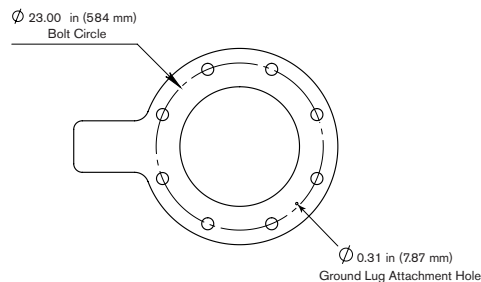
Technical Specifications

Model	70-23 Skystream Tower
Part Number	With Land Skystream turbine: part # 1-SSL-240-70-23-S With Marine Skystream turbine: part # 1-SSM-240-70-23-S
Foundation	Mat/Pier
Foundation Bolts	50 in Anchor rods - part # 3-CMBP-326-01
Height	70 ft (21 m)
Bolt Circle	23 in (584 mm)
Type	Sectional monopole
Construction	Galvanized tubular steel
Number of Sections	7
Shipping	Nested
Weight	

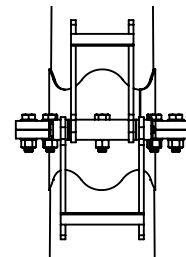
Section	Weight lb (kg)	Length ft (m)
1	58.85 (26.75)	4.39 (1.34)
2	160.14 (72.79)	13.18 (4.02)
3	340 (154.5)	17.52 (5.34)
4	408.6 (185.73)	17.52 (5.34)
5	516.25 (234.66)	17.52 (5.34)
6	611.5 (277.95)	9.27 (2.83)
7	617 (280.3)	4.8 (1.47)
Total Weight = 2712 lb (1232.68 kg)		

Installation Tools Motorized mechanical lift - part # 2-TWS-400

Bottom View



Hinge



Southwest Windpower

1801 W. Route 66
Flagstaff, AZ 86001 USA

928.779.9463

www.skystreamenergy.com

Makers of Skystream™ / AIR / Whisper